



HARBOURFRONT  
WEALTH MANAGEMENT

GILMAN | DETERS  
PRIVATE WEALTH

**DARING to DISRUPT**  
Bespoke advice that transcends the mainstream approach to wealth management

Personal Newsletter from Nicole Deters, Harbourfront Wealth Management – Gilman Deters Private Wealth

WINTER 2025



**Nicole M. Deters**  
Senior Investment Advisor

**Wealth Team Members**

**David J. Gilman**  
Senior Portfolio Manager

**Thomas A. Gilman**  
Portfolio Manager

**John McCracken**  
Investment Advisor


**Ona Thorington**  
Executive Assistant


**Katelynn Harry**  
Administrative Assistant

**Gilman Deters Private Wealth**  
100 – 1978 Cliffe Avenue  
Courtenay, BC V9N 2L1

 [reception@nicoledeterswealth.com](mailto:reception@nicoledeterswealth.com)

 [gilmandetersprivatewealth.com](http://gilmandetersprivatewealth.com)

 Nicole M. Deters

 Gilman Deters Private Wealth

## Bull and Bear: Tortoise or Hare?

During strong market times like we experienced in 2024, or times of uncertainty, are you inclined to be more like a tortoise or a hare? As we begin another year, it's a perspective worth remembering: meaningful growth is often measured over decades, not months or even years.

In the excitement of the bull market's run in 2024, Warren Buffett's Berkshire Hathaway became the eighth U.S. company to join the trillion-dollar valuation club.<sup>1</sup> It's worth stepping back to put the magnitude of "a trillion" into perspective: A million seconds is just under 12 days. A billion seconds is around 32 years — roughly one-third of a lifetime. Yet, a trillion seconds is nearly 32,000 years — more than all of recorded history!

For companies achieving this milestone, success didn't happen overnight. Buffett's feat is nearly six decades in the making. When he took control in 1965, Berkshire Hathaway was a struggling textile mill valued at around \$22 million.<sup>2</sup> Over the years, it has been fueled by time, compounding and perseverance, with profits reinvested into new investments, allowing the company's value to substantially grow. However, this success hasn't come without challenges: Buffett once suggested that the "dumbest stock" he ever bought was, ironically, Berkshire Hathaway. And, he has acknowledged plenty of other "mistakes" along the way.<sup>3</sup>

Buffett's journey may be reminiscent of the old Aesop's fable, where the slow-but-steady tortoise wins the race against the speedy-but-inconsistent hare. In investing, it's easy to become preoccupied with short-term expediencies. Current concerns — like Canada's declining productivity and lagging economic growth, or new questions about how far equity markets have advanced — often act to distract our investment focus. However, longer-term investors shouldn't fixate on what might happen tomorrow as this tends to be largely unpredictable. It can also strain our investing 'constitution' and shift focus away from longer-term plans. Just look at how much has changed in one year: we shifted to a falling rate environment, expectations of a hard landing evolved into a soft landing, inflation largely tempered and, despite many challenges, the markets continued to advance.

While the double-digit market returns of 2024 have been exciting, they are a reminder that growth in both markets and economies is rarely linear. Viewing investment timeframes over decades highlights the profound impact of time on compounding growth. Investing \$100,000 today at an average annual return of 5 percent, a fair expectation over a full market cycle, would yield around \$115,000 in 3 years. Yet, over 6 decades — mirroring Buffett's perseverance — it would grow to nearly \$1.9 million!

Where will we be in a decade? With a focus on the longer term, a strong case can be made that both markets and economies will continue to advance. This doesn't mean that downturns or setbacks won't occur along the way, but viewing the wealth journey over longer periods allows us to view a full cycle of events — and the substantial opportunity should we choose to participate. While there's never any guarantee of what tomorrow will bring, the only way to miss out on future growth is to sit on the sidelines. Here's to a new year, the next quarter century — and beyond!

1. <https://www.visualcapitalist.com/berkshire-hathaway-1-trillion-club-how-long/>; 2. <https://www.berkshirehathaway.com/letters/1985.html>; More than 99 percent of his fortune was accumulated after age 50: In 1980, BRK-A closed at \$380; today it trades around \$700,000 — a staggering 184,000 percent or a CAGR of 19 percent; 3. <https://www.cnbc.com/2017/12/15/warren-buffetts-failures-15-investing-mistakes-he-regrets.html>

# Debunking the RRSP/RRIF Myths

Since the start of the millennium, participation in the Registered Retirement Savings Plan (RRSP) has declined, dropping from 29.1 percent of contributing taxpayers in 2000 to just 21.7 percent in 2022. While the introduction of the Tax-Free Savings Account (TFSA) in 2009 may be partly responsible, persistent misconceptions about the RRSP likely play a role. Let's address some of the common myths:

**Myth 1: Non-registered accounts are better because only income/gains are taxed.** A common belief is that a non-registered account yields better outcomes because only income and gains are eventually taxed (with favourable tax treatment for dividends and capital gains), whereas RRSP withdrawals are fully taxed at marginal rates. While it's true that withdrawals (usually from a Registered Retirement Income Fund (RRIF)) are fully taxed as income, what is often forgotten is the initial tax deduction at contribution. Remember that a \$30,000 RRSP contribution is equivalent to an after-tax contribution of \$18,000 at a marginal tax rate of 40 percent. If your tax rate remains the same at the time of contribution and withdrawal, you effectively receive a tax-free rate of return on your net after-tax RRSP contribution (see chart). In many cases, even if your tax rate is higher at the time of withdrawal, you may be better off versus a non-registered account due to the effect of tax-free compounding over longer time periods.

**Myth 2: It's better to invest in a TFSA than the RRSP.** The RRSP generally yields a greater benefit if you expect a lower tax rate in retirement. In practice, many contribute to their RRSP during higher-income working years and withdraw when income (and tax rate) is lower in retirement, leading to an advantage for the RRSP. Of course,

there may be situations when the TFSA is a better choice, such as if you have a higher tax rate at withdrawal or face recovery tax for income-tested benefits like Old Age Security.



**Myth 3: Saving too much in an RRSP/RRIF will result in a large tax bill at death.** While the fair market value of the RRSP/RRIF at death is generally included in the terminal tax return and taxed at marginal rates, there may be ways to mitigate the potential tax burden. This includes a tax-deferred rollover to a spouse or financially dependent (grand)child. Another way to manage the potential tax bill is to engage in a "meltdown strategy," making withdrawals earlier when your tax rate may be lower than you expect at the year of death. For more information, please call the office.

## RRSP vs. TFSA vs. Non-Registered Account (Illustrative)

|                                        | RRSP         | TFSA         | Non-Registered |
|----------------------------------------|--------------|--------------|----------------|
| Pre-tax income contribution            | \$30,000     | \$30,000     | \$30,000       |
| Tax on income @40%*                    | —            | (\$12,000)   | (\$12,000)     |
| After-tax contribution                 | \$30,000     | \$18,000     | \$18,000       |
| Growth: 30 years @5% annual return     | \$129,658    | \$77,795     | \$77,795       |
| Tax on liquidation of account @40%**   | (\$51,863)   | —            | (\$11,959)     |
| Net after-tax proceeds                 | \$77,795     | \$77,795     | \$65,836       |
| <b>Gain vs. non-registered account</b> | <b>18.2%</b> | <b>18.2%</b> | <b>—</b>       |

\*For the RRSP, assumes tax deduction of 40% is claimed to net taxes to zero. \*\*Assumes capital gains for the non-registered account, taxed at a 1/2 inclusion rate or 50%.

# Start Now To Make 2025 Less Taxing...

As we begin a new year, why not get ahead and make the year less taxing? Here are a handful of reminders to start the year:

**Contribute to the RRSP.** The deadline for the 2024 tax year is **Monday, March 3, 2025**, limited to 18 percent of 2023 earned income to a maximum of \$31,560 (2024). Deferring the deduction may provide tax-planning opportunities: you can choose to delay the RRSP deduction to a future year, perhaps one in which you have a relatively higher income to offset the higher potential tax.

**Fund your TFSA.** The **2025 TFSA annual dollar amount is \$7,000**, bringing the eligible lifetime contribution limit to \$102,000. The latest statistics show that high-net-worth taxpayers have, on average, over 34 percent of unused contribution room.<sup>1</sup> Have you fully maximized this tax-advantaged account?

**Split income, save tax.** Review your family's potential tax bill to determine if there are income-splitting opportunities. For example, you may elect to split eligible pension income with your spouse (partner) on your tax return. Spouses may also apply for CPP pension sharing. There may be an opportunity to open a spousal RRSP. Business owners may consider paying reasonable salaries to spouses/children for services provided to a self-employed business or private company. For ideas, call the office.

**Get organized for tax season.** While personal income tax returns will

not be top of mind for a few months, why not organize your records before crunch time approaches? This may prevent medical expenses, donations, business charges and other receipts from being overlooked or unclaimed.



**Keep in mind that bare trusts are exempt from the 2024 filing.** There has been much confusion surrounding the trust reporting rules that came into effect last year as they relate to bare trusts. This was complicated by a last-minute reversal by the CRA in late March 2024 that exempted bare trusts from filing for 2023. Since then, draft legislation has been introduced that "more clearly defines beneficial ownership arrangements subject to the reporting rules." If this passes, trusts with a fair market value of \$50,000 or less throughout the year will be exempt from filing. If all parties to the trust are related, the exemption rises to \$250,000 if only certain assets are held, such as GICs, stocks, bonds, mutual funds or ETFs. This will apply to bare trusts with years ending December 31, 2025, and later. For the 2024 tax year, bare trusts are exempt from filing. Always consult a tax professional regarding your particular situation. 1. 2024 TFSA statistics for the 2022 year, with HNW taxpayers (defined as taxpayers with income over \$250,000) having \$28,064 of available contribution room (lifetime contribution room of \$81,500).

## In Brief: Easing Interest Rates & the Great Mortgage Renewal

Over 35 percent of Canadians hold a mortgage,<sup>1</sup> and in 2024 and 2025 alone more than 2.2 million mortgages have been facing renewal.<sup>2</sup> The Bank of Canada rate reductions over 2024 have been welcome news for mortgage holders, though many still face the prospect of higher mortgage rates at renewal. This is because a large number of these mortgages were issued when rates were at historical lows. In August 2021, the CMHC five-year fixed rate fell to 3.2 percent.<sup>3</sup> While rates have since risen, it's worth recalling that they remain well below the highs of the 1980s when rates soared to 21.75 percent!

### What does this mean for borrowers?

For most Canadians holding fixed-rate mortgages, rate changes won't affect payments until renewal. Even a small increase in rates can lead to substantially higher costs. For example, a two percent increase on a five-year, fixed-rate mortgage of \$330,000 (the average value of a new loan in 2024) could lead to over \$100,000 in additional interest costs over the life of the mortgage (chart).

If you or a family member has a mortgage up for renewal, it may be an ideal time to reassess your options. Here are some considerations:

**Assess whether your financial situation has changed.** If your financial circumstances or goals have shifted, adjusting your mortgage may better suit your needs. With rising living costs, you might consider lowering payments by extending the term length or amortization period. On the other hand, if you have extra funds, paying down the

### Example: Impact of a Two Percent Mortgage Rate Increase

| 5-Year, Fixed-Rate Term              | Mortgage Rate:   |                  | Difference       |
|--------------------------------------|------------------|------------------|------------------|
|                                      | 3.2%             | 5.2%             |                  |
| Mortgage Amount                      | \$330,000        | \$330,000        | —                |
| Amortization Period                  | 25 Years         | 25 Years         | —                |
| Monthly Payment Amount               | \$1,595.77       | \$1,957.04       | \$361.27         |
| <b>Total Interest Cost, 25 Years</b> | <b>\$148,731</b> | <b>\$257,112</b> | <b>\$108,381</b> |

mortgage faster could help offset the effects of higher rates and lead to lower interest costs over the mortgage's life.

**Consider re-evaluating your mortgage terms.** This may be an excellent time to reconsider the options available. You may want to reassess whether a fixed or variable rate better suits your situation: fixed rates offer stability, while variable rates can provide savings if rates decline. Additionally, consider term length: shorter terms provide flexibility by not locking you into a long-term commitment, especially if rates decline. Reviewing payment frequency or amortization period can also impact both the speed at which you pay down the mortgage and the total interest paid over the loan's life. If you're thinking about refinancing or switching lenders, be sure to understand any associated fees and/or penalties.

If you need support, or for an in-depth discussion, please call.

1. [www.canada.ca/content/dam/fcac-acfc/documents/programs/research-surveys-studies-reports/financial-well-being-mortgages.pdf](https://www.canada.ca/content/dam/fcac-acfc/documents/programs/research-surveys-studies-reports/financial-well-being-mortgages.pdf); 2. <https://www150.statcan.gc.ca/n1/daily-quotidien/240814/dq240814d-eng.htm>; 3. Canadian Mortgage & Housing Corporation, Stats Canada T: 34-10-0145-01.

## Investing Resolutions From the World's Best Investors

Happy New Year! As we begin another year, here are five investing resolutions and words of wisdom from the world's best investors:

**“Sometimes the tide is with us, and sometimes against. But we keep swimming either way.”** — Charlie Munger

**1. Keep swimming.** It's easy to feel confident when the tide is in our favour, as it was in 2024. Yet, Munger often emphasized the importance of discipline: keeping a steady stroke regardless of market conditions. Staying invested through the highs and lows, and resisting the urge to overreact to short-term tides, can be key to longer-term success.

**“The best time to plant a tree was 20 years ago. The second-best time is now.”** — Proverb

**2. Don't overlook the value of time.** After the rapid gains of 2024, it may be easy to overlook the importance of time and patience in investing. Meaningful growth is often measured over decades, not merely days or even years. Starting today, even a modest contribution like \$19 per day can yield remarkable results. At an annual rate of return of 6 percent, this small daily amount could grow to over \$11 million in 40 years — a powerful reminder of the impact of time.

**“All these noises and jumping up and down along the way are really just emotions that confuse you.”** — John Bogle

**3. Pay less attention to the noise.** On average, we're staring at our screens almost 7 hours a day, amounting to over 17 full years of our lifetimes! While the news we're being fed has always leaned negative to capture attention, this negativity has increased. This may explain why both economic and non-economic sentiment have declined over the last 50 years despite fewer economic setbacks.<sup>1</sup> Focusing too much

on tomorrow's uncertainties is counterproductive: it often involves factors beyond our control, causes investors to make hasty decisions and shifts attention away from longer-term plans.


**“Do not save what is left after spending, but spend what is left after saving.”** — Warren Buffett

**4. Save more.** Saving is among the few elements of investing within our control, unlike factors such as stock market fluctuations, interest rate changes or the timing of economic downturns. Moreover, it is a fundamental pillar in the process of wealth accumulation. Building wealth is possible even with a modest income, yet it becomes improbable without a commitment to saving.

**“Any sound long-range investment program requires patience and perseverance. Perhaps that is why so few investors follow any plan.”** — John Templeton

**5. Have confidence in your plan.** In our work as advisors, we are here to provide support at every stage of the investment journey to help you achieve your goals. Research continues to show that investors who work with advisors build more wealth over time, with success driven by key factors including asset allocation, savings discipline and coaching to avoid costly mistakes.<sup>2</sup> Have confidence in your plan, and continue looking forward.

1. <https://www.ft.com/content/af78f86d-13d2-429d-ad55-a11947989c8f>; 2. [https://www.ific.ca/wp-content/themes/ific-new/util/downloads\\_new.php?id=27821&lang=en\\_CA](https://www.ific.ca/wp-content/themes/ific-new/util/downloads_new.php?id=27821&lang=en_CA)





# To Start the Year: Five Wealth Planning Questions & Rules of Thumb

Happy New Year! If you're seeking a bit of financial motivation, here are five wealth planning questions that can be addressed with simple "rules of thumb." They may spark discussions about wealth management, budgeting or family and estate planning — and might even inspire better financial choices for you or your family members:

## 1. How long will it take for my investments to grow?

**The Rule of 72:** In the investing world, the Rule of 72 is used as a simple way to estimate the time it takes to double an investment based on a constant rate of return. Dividing the number 72 by this rate of return determines the approximate number of years it would take to double. For example, for a 6 percent rate of return, it would take approximately  $72 \div 6$ , or 12 years. This rule serves as a reminder of the power of compounding and the importance of staying invested for the long term. At a rate of return of 6 percent, even if you've reached the respected age of 70, based on the average life expectancy you're likely to see your funds double — and twice still if you become a centenarian!

## 2. Am I on track with my wealth accumulation?

**The Net-Worth Indicator:** This measure, developed by the authors of "The Millionaire Next Door," estimates expected net worth based on household income. Multiply your age by your pre-tax annual household income (excluding inheritances) and divide by ten. This result is your expected net worth. If your actual net worth is more than twice this figure, you are considered a "prodigious accumulator" of wealth; if it is below, you are considered an "under-accumulator."

## 3. What portion of my budget should go toward saving?

**The 50-30-20 Budgeting Rule:** This rule divides after-tax income into three buckets: 50 percent to "needs," 30 percent to "wants" and 20 percent to "savings." Needs include essentials like housing, utilities, food, transportation, healthcare and childcare. Wants are non-essentials, like memberships, entertainment and hobbies. Savings include investment and debt repayment. If you hold debt,

it may be wise to allocate more to repayment, given higher borrowing costs.

## 4. How much of my income should go toward housing?

### The "Rule of 30" for Home Purchases:

In the past, a general rule of thumb suggested the price of your home should be no more than three times your annual gross income. However, with skyrocketing housing prices, this rule of thumb may be largely outdated. Instead, the "Rule of 30" suggests limiting total annual housing costs (mortgage payments, insurance, property taxes, maintenance, etc.) to 30 percent of gross income. This guideline helps frame a purchase decision, especially for younger buyers, to avoid the risk of financial strain or vulnerability in the event of unexpected changes.



## 5. When should I be having discussions with elderly parents?

**The 40/70 Rule for Aging:** This simple rule of thumb encourages discussions about aging-related matters, suggesting that these conversations should begin between adult children and aging parents once the child reaches the age of 40 or the parents turn 70. By having these conversations early — while parents are still healthy and capable — families can address topics like future care, living arrangements, finances and end-of-life decisions before a crisis arises.

Of course, these rules are informal guidelines designed to offer broad advice and encourage thoughtful planning — they are oversimplified and intended to be general in nature. However, they can serve as helpful starting points and high-level guidance when managing finances and building wealth for the future.

For a deeper discussion on these, or any other aspects of wealth management, please contact the office.



**HARBOURFRONT**  
WEALTH MANAGEMENT

GILMAN | DETERS  
PRIVATE WEALTH


With the Compliments of...

**Nicole M. Deters**  
Senior Investment Advisor  
ndeters@harbourfrontwealth.com

**Gilman Deters Private Wealth**  
**Harbourfront Wealth Management**  
100 – 1978 Cliffe Avenue  
Courtenay, BC V9N 2L1  
Phone: 250.338.0726  
Toll Free: 1.877.338.6066

 [reception@nicoledeterswealth.com](mailto:reception@nicoledeterswealth.com)

 [gilmandetersprivatewealth.com](http://gilmandetersprivatewealth.com)

 Nicole M. Deters

 Gilman Deters Private Wealth

Please note that comments included in this publication are not intended to be a definitive analysis of tax law. The comments contained herein are general in nature and professional advice regarding an individual's particular tax position should be obtained in respect of any person's specific circumstances. This newsletter has been prepared in collaboration with J. Hirasawa & Associates and may not reflect the views of Harbourfront Wealth Management. This information transmitted is intended to provide general guidance on matters of interest for the personal use of the reader who accepts full responsibility for its use and is not to be considered a definitive analysis of the law and factual situation of any particular individual or entity. As such, it should not be used as a substitute for consultation with a professional accounting, tax, legal or other professional advisor. Laws and regulations are continually changing, and their application and impact can vary widely based on the specific facts involved and will vary based on the particular situation of an individual or entity. Prior to making any decision or taking any action, you should consult with a professional advisor. The information is provided with the understanding that Harbourfront Wealth Management is not herein engaged in rendering legal, accounting, tax or other professional advice. While we have made every attempt to ensure the information contained in this document is reliable, Harbourfront Wealth Management is not responsible for any errors or omissions, or for the results obtained from the use of this information. All information is provided "as is," with no guarantee of completeness, accuracy, timeliness or as to the outcome to be obtained from the use of this information, and is without warranty of any kind, express or implied. The opinions expressed herein do not necessarily reflect those of Harbourfront Wealth Management Inc. The particulars contained herein were obtained from sources we believe to be reliable but are not guaranteed by us and may be incomplete. The opinions expressed are not to be construed as a solicitation or offer to buy or sell any securities mentioned herein. Harbourfront or any of its connected or related parties may act as financial advisor or fiscal agent for certain companies mentioned herein and may receive remuneration for its services. Harbourfront Wealth Management Inc. ("Harbourfront") has relationships with related and/or connected issuers, which may include the securities or funds discussed in this commentary and are disclosed in our Statement of Policies Regarding Related and Connected Issuers. This policy is included in your new client package, on our website, or can be obtained from your investment advisor on request.